



Horizon Europe

Chips Joint Undertaking

Innovations Actions (IA)

**Application Form
(HORIZON-JU-Chips-2025-IA-SUP)
Support to start-ups and SMEs making use of the
Design Platform**

Project proposal – Technical description (Part B)

Version 1.0
13 November 2025

Structure of the Proposal

The proposal contains two parts:

- **Part A** of the proposal is generated by the IT system. It is based on the information entered by the participants through the submission system in the Funding & Tenders Portal. The participants can update the information in the submission system at any time before final submission.
- **Part B** of the proposal is the narrative part that includes three sections that each correspond to an evaluation criterion. Part B needs to be uploaded as a PDF document following the templates downloaded by the applicants in the submission system for the specific call or topic. The templates for a specific call may slightly differ from the example provided in this document.

The electronic submission system is an online wizard that guides you step-by-step through the preparation of your proposal. The submission process consists of 6 steps:

- Step 1: Logging in the Portal
- Step 2: Select the call, topic and type of action in the Portal
- Step 3: Create a draft proposal: Title, acronym, summary, main organisation and contact details
- Step 4: Manage your parties and contact details: add your partner organisations and contact details.
- Step 5: Edit and complete web forms for proposal part A and upload proposal part B
- Step 6: Submit the proposal

HISTORY OF CHANGES			
Version	Date	Change	Page
v.1.0	13.11.2025	Initial version	

Proposal template Part B: technical description

This template is to be used in a single-stage submission procedure or at the 2nd stage of a two-stage submission procedure.

The structure of this template must be followed when preparing your proposal. It has been designed to ensure that the important aspects of your planned work are presented in a way that will enable the experts to make an effective assessment against the evaluation criteria. Sections 1, 2 and 3 each correspond to an evaluation criterion.

Please be aware that proposals will be evaluated as they were submitted, rather than on their potential if certain changes were to be made. This means that only proposals that successfully address all the required aspects will have a chance of being funded. There will be no possibility for significant changes to content, budget and consortium composition during grant preparation.

Page limit:

- The page limit for the chapter on EXCELLENCE is 60 pages
- The page limit for the chapter on IMPACT is 100 pages
- The page limit for the chapter on IMPLEMENTATION is 100 pages

All tables, figures, references and any other element pertaining to these sections must be included as an integral part of these sections and are thus counted against this page limit.

At the end of this document you can see the structure of the actual proposal that you need to submit, please remove all instruction pages that are watermarked.

If you attempt to upload a proposal longer than the specified limit, the pages above the limit will not be taken into consideration by the experts.

The proposal is a self-contained document. Experts will be instructed to ignore hyperlinks to information that is specifically designed to expand the proposal, thus circumventing the page limit.

Please, do not consider the page limit as a target! It is in your interest to keep your text as concise as possible, since experts rarely view unnecessarily long proposals in a positive light.

The following formatting conditions apply.

The reference font for the body text of proposals is Times New Roman (Windows platforms), Times/Times New Roman (Apple platforms) or Nimbus Roman No. 9 L (Linux distributions).

The use of a different font for the body text is not advised and is subject to the cumulative conditions that the font is legible and that its use does not significantly shorten the representation of the proposal in number of pages compared to using the reference font (for example with a view to bypass the page limit).

The minimum font size allowed is 11 points. Standard character spacing and a minimum of single line spacing is to be used. This applies to the body text, including text in tables.

Text elements other than the body text, such as headers, foot/end notes, captions, formula's, may deviate, but must be legible.

The page size is A4, and all margins (top, bottom, left, right) should be at least 15 mm (not including any footers or headers).

This document is tagged. Do not delete the tags; they are needed for our internal processing of information, mostly for statistical gathering. In that light, please do not move, delete, re-order, alter tags in any way, as they might create problems in our internal processing tools. Tags do not affect or influence the outcome of your application.

DEFINITIONS	
Critical risk	<p>A critical risk is a plausible event or issue that could have a high adverse impact on the ability of the project to achieve its objectives.</p> <p>Level of likelihood to occur (Low/medium/high): The likelihood is the estimated probability that the risk will materialise even after taking account of the mitigating measures put in place.</p> <p>Level of severity (Low/medium/high): The relative seriousness of the risk and the significance of its effect.</p>
Deliverable	A report that is sent to the Commission or Agency providing information to ensure effective monitoring of the project. There are different types of deliverables (e.g. a report on specific activities or results, data management plans, ethics or security requirements).
Impacts	<p>Wider long term effects on society (including the environment), the economy and science, enabled by the outcomes of R&I investments (long term). It refers to the specific contribution of the project to the Chips JU Multi Annual Work Programme applicable to the call expected impacts described in the destination. Impacts generally occur some time after the end of the project.</p> <p><i>Example: The deployment of the advanced forecasting system enables each airport to increase maximum passenger capacity by 15% and passenger average throughput by 10%, leading to a 28% reduction in infrastructure expansion costs.</i></p>
Milestone	Control points in the project that help to chart progress. Milestones may correspond to the achievement of a key result, allowing the next phase of the work to begin. They may also be needed at intermediary points so that, if problems have arisen, corrective measures can be taken. A milestone may be a critical decision point in the project where, for example, the consortium must decide which of several technologies to adopt for further development. The achievement of a milestone should be verifiable.
Objectives	The goals of the work performed within the project, in terms of its research and innovation content. This will be translated into the project's results. These may range from tackling specific research questions, demonstrating the feasibility of an innovation, sharing knowledge among stakeholders on specific issues. The nature of the objectives will depend on the type of action, and the scope of the topic.
Outcomes	<p>The expected effects, over the medium term, of projects supported under a given topic. The results of a project should contribute to these outcomes, fostered in particular by the dissemination and exploitation measures. This may include the uptake, diffusion, deployment, and/or use of the project's results by direct target groups. Outcomes generally occur during or shortly after the end of the project.</p> <p><i>Example: 9 European airports adopt the advanced forecasting system demonstrated during the project.</i></p>
Pathway to impact	Logical steps towards the achievement of the expected impacts of the project over time, in particular beyond the duration of a project. A pathway begins with the projects' results, to their dissemination, exploitation and communication, contributing to the expected outcomes in the Chips JU Multi Annual Work Programme applicable to the call topic, and ultimately to the wider scientific, economic and societal impacts of the work programme destination.

Research output	Results generated by the action to which access can be given in the form of scientific publications, data or other engineered outcomes and processes such as software, algorithms, protocols and electronic notebooks.
Results	<p>What is generated during the project implementation. This may include, for example, know-how, innovative solutions, algorithms, proof of feasibility, new business models, policy recommendations, guidelines, prototypes, demonstrators, databases and datasets, trained researchers, new infrastructures, networks, etc. Most project results (inventions, scientific works, etc.) are 'Intellectual Property', which may, if appropriate, be protected by formal 'Intellectual Property Rights'.</p> <p>Example: <i>Successful large-scale demonstrator: trial with 3 airports of an advanced forecasting system for proactive airport passenger flow management.</i></p>
Technology Readiness Level	See Chips JU Work Programme

Guidance on the use of generative AI tools for the preparation of the proposal

When considering the use of generative artificial intelligence (AI) tools for the preparation of the proposal, it is imperative to exercise caution and careful consideration. The AI-generated content should be thoroughly reviewed and validated by the applicants to ensure its appropriateness and accuracy, as well as its compliance with intellectual property regulations. Applicants are fully responsible for the content of the proposal (even those parts produced by the AI tool) and must be transparent in disclosing which AI tools were used and how they were utilized.

Specifically, applicants are required to:

- Verify the accuracy, validity, and appropriateness of the content and any citations generated by the AI tool and correct any errors or inconsistencies.
- Provide a list of sources used to generate content and citations, including those generated by the AI tool. Double-check citations to ensure they are accurate and properly referenced.
- Be conscious of the potential for plagiarism where the AI tool may have reproduced substantial text from other sources. Check the original sources to be sure you are not plagiarizing someone else's work.
- Acknowledge the limitations of the AI tool in the proposal preparation, including the potential for bias, errors, and gaps in knowledge.

⚠ Fill in the title of your proposal below.

TITLE OF THE PROPOSAL

[This document is tagged. Do not delete the tags; they are needed for processing.] #@APP-FORM-HERIAIA@#

Project acronym	
Major Challenges or Focus Topic addressed by the proposal*	<i>Listed in order of importance to the project Maximum 3 Major Challenges; use the full name(s) from the Chips JU Multi Annual Work Programme applicable to the call**</i>
Anticipated start date of project	
Duration of project in months	
Coordinator contact person	

* - the proposals addressing a “Focus Topic” shall only indicate the “Focus Topic” number and name (as described in the Chips JU Work Programme applicable to the call);

** - the Major Challenges opened in a call are listed in the Chips JU Work Programme and a more detailed description (objectives, outcomes, etc.) can be found in the ECS SRIA


⚠ The consortium members are listed in part A of the proposal (application forms). A summary list should also be provided in the table below.

List of participants

Participant No. *	Participant organisation name	Country	National eligibility checked by participant (Y/N)
1 (Coordinator)			
2			
3			

* Please use the same participant numbering and name as that used in the administrative proposal forms.

1. Excellence (maximum 60 pages) #@REL-EVA-RE@#


 *The following aspects will be taken into account only to the extent that the proposed work is within the scope of the Chips-JU Work Programme / ECS SRIA applicable to the call.*

Excellence – aspects to be taken into account.

- Clarity and pertinence of the project's objectives, and the extent to which the proposed work is ambitious, and goes beyond the state of the art.
- Soundness of the proposed methodology, including the underlying concepts, models, assumptions, interdisciplinary approaches, appropriate consideration of the gender dimension in research and innovation content (if relevant), and the quality of open science practices, including sharing and management of research outputs and engagement of citizens, civil society and end users where appropriate.

1.1 Objectives and ambition #@PRJ-OBJ-PO@#


- Briefly describe the objectives of your proposed work. Why are they pertinent to the work programme topic? Are they measurable and verifiable? Are they realistically achievable? Objectives should be consistent with the expected exploitation and impact of the project (see section 2).
- Describe how your project goes beyond the state-of-the-art, and the extent the proposed work is ambitious. Indicate any exceptional ground-breaking R&I, novel concepts and approaches, new products, services or business and organisational models. Where relevant, illustrate the advance by referring to products and services already available on the market. Refer to any patent or publication search carried out.
- Describe where the proposed work is positioned in terms of R&I maturity (i.e. where it is situated in the spectrum from 'idea to application', or from 'lab to market'). Where applicable, provide an indication of the Technology Readiness Level, if possible distinguishing the start and by the end of the project.


 *Please bear in mind that advances beyond the state of the art must be interpreted in the light of the positioning of the project. Expectations will not be the same for RIAs at lower TRL, compared with Innovation Actions at high TRLs.*


#\$PRJ-OBJ-POS#

1.2 Methodology #@CON-MET-CM@# #@COM-PL-CP@#

- Describe and explain the overall methodology, including the concepts, models and assumptions that underpin your work. Explain how this will enable you to deliver your project's objectives. Refer to any important challenges you may have identified in the chosen methodology and how you intend to overcome them.


 *This section should be presented as a narrative. The detailed tasks and work packages are described below under 'Implementation'.*

 *Where relevant, include how the project methodology complies with the 'do no significant harm' principle as per Article 17 of [Regulation \(EU\) No 2020/852](#) on the establishment of a framework to facilitate sustainable investment (i.e. the so-called 'EU Taxonomy Regulation'). This means that the methodology is designed in a way it is not significantly harming any of the six environmental objectives of the EU Taxonomy Regulation.*

 *If you plan to use, develop and/or deploy artificial intelligence (AI) based systems and/or*

techniques you must demonstrate their technical robustness. AI-based systems or techniques should be, or be developed to become:

- *technically robust, accurate and reproducible, and able to deal with and inform about possible failures, inaccuracies and errors, proportionate to the assessed risk they pose*
 - *socially robust, in that they duly consider the context and environment in which they operate*
 - *reliable and function as intended, minimizing unintentional and unexpected harm, preventing unacceptable harm and safeguarding the physical and mental integrity of humans*
 - *able to provide a suitable explanation of their decision-making processes, whenever they can have a significant impact on people's lives.*
- Describe any national or international research and innovation activities whose results will feed into the project, and how that link will be established;
 - Explain how expertise and methods from different disciplines will be brought together and integrated in pursuit of your objectives. If you consider that an inter-disciplinary approach is unnecessary in the context of the proposed work, please provide a justification.
 - For topics where the Chips JU Multi Annual Work Programme applicable to the call indicates the need for the integration of social sciences and humanities, show the role of these disciplines in the project or provide a justification if you consider that these disciplines are not relevant to your proposed project.
 - Describe how the gender dimension (i.e. sex and/or gender analysis) is taken into account in the project's research and innovation content [e.g. 1 page]. If you do not consider such a gender dimension to be relevant in your project, please provide a justification.
 - ⚠ *Note: This section is mandatory except for topics which have been identified in the Chips JU Multi Annual Work Programme applicable to the call as not requiring the integration of the gender dimension into R&I content.*
 - ⚠ *Remember that that this question relates to the content of the planned research and innovation activities, and not to gender balance in the teams in charge of carrying out the project.*
 - ⚠ *Sex and gender analysis refers to biological characteristics and social/cultural factors respectively. For guidance on methods of sex / gender analysis and the issues to be taken into account, please refer to https://ec.europa.eu/info/news/gendered-innovations-2-2020-nov-24_en*
 - Describe how appropriate open science practices are implemented as an integral part of the proposed methodology. Show how the choice of practices and their implementation are adapted to the nature of your work, in a way that will increase the chances of the project delivering on its objectives. If you believe that none of these practices are appropriate for your project, please provide a justification here.
 - ⚠ *Open science is an approach based on open cooperative work and systematic sharing of knowledge and tools as early and widely as possible in the process. Open science practices include early and open sharing of research (for example through preregistration, registered reports, pre-prints, or crowd-sourcing); research output management; measures to ensure reproducibility of research outputs; providing open access to research outputs (such as publications, data, software, models, algorithms, and workflows); participation in open peer-review; and involving all relevant knowledge actors including citizens, civil society and end users in the co-creation of R&I agendas and contents (such as citizen science).*

 Please note that this question does not refer to outreach actions that may be planned as part of communication, dissemination and exploitation activities. These aspects should instead be described below under 'Impact'.

- Research **data management and management of other research outputs:** Applicants generating/collecting data and/or other research outputs (except for publications) during the project must provide maximum 1 page on how the data/ research outputs will be managed in line with the FAIR principles (Findable, Accessible, Interoperable, Reusable), addressing the following (the description should be specific to your project): [1 page]

Types of data/research outputs (e.g. experimental, observational, images, text, numerical) and their estimated size; if applicable, combination with, and provenance of, existing data.


Findability of data/research outputs: Types of persistent and unique identifiers (e.g. digital object identifiers) and trusted repositories that will be used

Accessibility of data/research outputs: IP considerations and timeline for open access (if open access not provided, explain why); provisions for access to restricted data for verification purposes.

Interoperability of data/research outputs: Standards, formats and vocabularies for data and metadata.

Reusability of data/research outputs: Licenses for data sharing and re-use (e.g. Creative Commons, Open Data Commons); availability of tools/software/models for data generation and validation/interpretation/re-use.

Curation and storage/preservation costs; person/team responsible for data management and quality assurance

 Proposals selected for funding under Horizon Europe will need to develop a detailed data management plan (DMP) for making their data/research outputs findable, accessible, interoperable and reusable (FAIR) as a deliverable by month 6 and revised towards the end of a project's lifetime.

 For guidance on open science practices and research data management, please refer to the [HE Programme Guide](#) on the Funding & Tenders Portal.

#§CON-MET-CM§# #§COM-PLE-CP§# #§REL-EVA-RE§#

2. Impact (maximum 100 pages) #@IMP-ACT-IA@#

Impact – aspects to be taken into account.

- Credibility of the pathways to achieve the expected outcomes and impacts specified in the Chips JU work programme, and the likely scale and significance of the contributions due to the project.
- Suitability and quality of the measures to maximise expected outcomes and impacts, as set out in the dissemination and exploitation plan, including communication activities.

The results of your project should make a contribution to the expected outcomes set out for the work programme topic over the medium term, and to the wider expected impacts set out in the 'destination' over the longer term.

In this section you should show how your project could contribute to the outcomes and impacts described in the Chips JU Multi Annual Work Programme applicable to the call, the likely scale and significance of this contribution, and the measures to maximise these impacts.

2.1 Project's pathways towards impact

- Provide a **narrative** explaining how the project's results are expected to make a difference in terms of impact, beyond the immediate scope and duration of the project. The narrative should include the components below, tailored to your project.

- (a) Describe the unique contribution your project results would make towards (1) the **outcomes** specified in this topic, and (2) the **wider impacts**, in the longer term, specified in the respective destinations in the work programme.

for IA actions only: describe how the project will strengthen the industrial competitiveness in the context of the relevant market(s), growth, integration of new knowledge and innovation capacity

⚠ *Be specific, referring to the effects of your project, and not R&I in general in this field.*

⚠ *State the target groups that would benefit. Even if target groups are mentioned in general terms in the work programme, you should be specific here, breaking target groups into particular interest groups or segments of society relevant to this project.*

⚠ *The outcomes and impacts of your project may:*

- *Scientific, e.g. contributing to specific scientific advances, across and within disciplines, creating new knowledge, reinforcing scientific equipment and instruments, computing systems (i.e. research infrastructures);*
- *Economic/technological, e.g. bringing new products, services, business processes to the market, increasing efficiency, decreasing costs, increasing profits, contributing to standards' setting, etc.*
- *Societal, e.g. decreasing CO₂ emissions, decreasing avoidable mortality, improving policies and decision making, raising consumer awareness.*

Only include such outcomes and impacts where your project would make a significant and direct contribution. Avoid describing very tenuous links to wider impacts. However, include any potential negative environmental outcome or impact of the project including when expected results are brought at scale (such as at commercial level). Where relevant, explain how the potential harm can be managed.


- (b) Give an indication of the scale and significance of the project's contribution to the expected outcomes and impacts, should the project be successful. Provide quantified estimates where possible and meaningful

⚠ *'Scale' refers to how widespread the outcomes and impacts are likely to be. For example, in terms of the size of the target group, or the proportion of that group, that should benefit over time; 'Significance' refers to the importance, or value, of those benefits. For example, number of additional healthy life years; efficiency savings in energy supply.*

⚠ *Explain your baselines, benchmarks and assumptions used for those estimates. Wherever possible, quantify your estimation of the effects that you expect from your project. Explain assumptions that you make, referring for example to any relevant studies or statistics. Where appropriate, try to use only one methodology for calculating your estimates: not different methodologies for each partner, region or country (the extrapolation should preferably be prepared by one partner).*


⚠ *Your estimate must relate to this project only - the effect of other initiatives should not be taken into account.*


- (c) Describe any requirements and potential barriers - arising from factors beyond the scope and duration of the project - that may determine whether the desired outcomes and impacts are achieved. These may include, for example, other R&I work within and beyond Horizon Europe; regulatory environment; targeted markets; user behaviour. Indicate if these factors might evolve over time. Describe any mitigating measures you propose, within or beyond your project, that could be needed should your assumptions prove to be wrong, or to address identified barriers.


 *Note that this does not include the critical risks inherent to the management of the project itself, which should be described below under 'Implementation'.*


2.2 Measures to maximise impact - Dissemination, exploitation and communication #@COM-DIS-VIS-CDV@#


- Describe the planned measures to maximise the impact of your project by providing a first version of your 'plan for the dissemination and exploitation including communication activities'. Describe the dissemination, exploitation and communication measures that are planned, and the target group(s) addressed (e.g. scientific community, end users, financial actors, public at large).

 *Please remember that this plan is an admissibility condition, unless the work programme topic explicitly states otherwise. In case your proposal is selected for funding, a more detailed 'plan for dissemination and exploitation including communication activities' will need to be provided as a mandatory project deliverable within 6 months after signature date. This plan shall be periodically updated in alignment with the project's progress.*


 *Communication¹ measures should promote the project throughout the full lifespan of the project. The aim is to inform and reach out to society and show the activities performed, and the use and the benefits the project will have for citizens. Activities must be strategically planned, with clear objectives, start at the outset and continue through the lifetime of the project. The description of the communication activities needs to state the main messages as well as the tools and channels that will be used to reach out to each of the chosen target groups.*


 *All measures should be proportionate to the scale of the project, and should contain concrete actions to be implemented both during and after the end of the project, e.g. standardisation activities. Your plan should give due consideration to the possible follow-up of your project, once it is finished. In the justification, explain why each measure chosen is best suited to reach the target group addressed. Where relevant, and for innovation actions, in particular, describe the measures for a plausible path to commercialise the innovations.*

 *If exploitation is expected primarily in non-associated third countries, justify by explaining how that exploitation is still in the Union's interest.*

 *Describe possible feedback to policy measures generated by the project that will contribute to designing, monitoring, reviewing and rectifying (if necessary) existing policy and programmatic measures or shaping and supporting the implementation of new policy initiatives and decisions.*

- Outline your strategy for the management of intellectual property, foreseen protection measures, such as patents, design rights, copyright, trade secrets, etc., and how these would be used to support exploitation.

 *If your project is selected, you will need an appropriate consortium agreement to manage (amongst other things) the ownership and access to key knowledge (IPR, research data etc.). Where relevant, these will allow you, collectively and individually, to pursue market opportunities arising from the project.*

 *If your project is selected, you must indicate the owner(s) of the results (results ownership list) in the*

¹ For further guidance on communicating EU research and innovation for project participants, please refer to the [Online Manual](#) on the Funding & Tenders Portal

final periodic report.

#§COM-DIS-VIS-CDV§#

2.3 Summary

Provide a summary of this section by presenting in the canvas below the key elements of your project impact pathway and of the measures to maximise its impact.

KEY ELEMENT OF THE IMPACT SECTION

SPECIFIC NEEDS	EXPECTED RESULTS	D & E & C MEASURES
<p><i>What are the specific needs that triggered this project?</i></p> <p>Example 1 Most airports use process flow-oriented models based on static mathematical values limiting the optimal management of passenger flow and hampering the accurate use of the available resources to the actual demand of passengers.</p> <p>Example 2 Electronic components need to get smaller and lighter to match the expectations of the end-users. At the same time there is a problem of sourcing of raw materials that has an environmental impact.</p>	<p>What do you expect to generate by the end of the project?</p> <p>Example 1 Successful large-scale demonstrator: Trial with 3 airports of an advanced forecasting system for proactive airport passenger flow management.</p> <p>Algorithmic model: Novel algorithmic model for proactive airport passenger flow management.</p> <p>Example 2 Publication of a scientific discovery on transparent electronics.</p> <p>New product: More sustainable electronic circuits.</p> <p>Three PhD students trained.</p>	<p>What dissemination, exploitation and communication measures will you apply to the results?</p> <p>Example 1 Exploitation: Patenting the algorithmic model.</p> <p>Dissemination towards the scientific community and airports: Scientific publication with the results of the large-scale demonstration.</p> <p>Communication towards citizens: An event in a shopping mall to show how the outcomes of the action are relevant to our everyday lives.</p> <p>Example 2 Exploitation of the new product: Patenting the new product; Licencing to major electronic companies.</p> <p>Dissemination towards the scientific community and industry: Participating at conferences; Developing a platform of material compositions for industry; Participation at EC project portfolios to disseminate the results as part of a group and maximise the visibility vis-à-vis companies.</p>

TARGET GROUPS	OUTCOMES	IMPACTS
<p><i>Who will use or further up-take the results of the project? Who will benefit from the results of the project?</i></p> <p>Example 1 9 European airports: Schiphol, Brussels airport, etc.</p> <p>The European Union aviation safety agency.</p> <p>Air passengers (indirect).</p> <p>Example 2 End-users: consumers of electronic devices.</p> <p>Major electronic companies: Samsung, Apple, etc.</p> <p>Scientific community (field of transparent electronics).</p>	<p><i>What change do you expect to see after successful dissemination and exploitation of project results to the target group(s)?</i></p> <p>Example 1 Up-take by airports: 9 European airports adopt the advanced forecasting system demonstrated during the project.</p> <p>Example 2 High use of the scientific discovery published (measured with the relative rate of citation index of project publications).</p> <p>A major electronic company (Samsung or Apple) exploits/uses the new product in their manufacturing.</p>	<p><i>What are the expected wider scientific, economic and societal effects of the project contributing to the expected impacts outlined in the respective destination in the Chips JU Multi Annual Work Programme applicable to the call ?</i></p> <p>Example 1 Scientific: New breakthrough scientific discovery on passenger forecast modelling.</p> <p>Economic: Increased airport efficiency Size: 15% increase of maximum passenger capacity in European airports, leading to a 28% reduction in infrastructure expansion costs.</p> <p>Example 2 Scientific: New breakthrough scientific discovery on transparent electronics.</p> <p>Economic/Technological: A new market for touch enabled electronic devices.</p> <p>Societal: Lower climate impact of electronics manufacturing (including through material sourcing and waste management).</p>

#\$IMP-ACT-IA\$#


3. Quality and efficiency of the implementation (maximum 100 pages) #@QUA-LIT-QL@# #@WRK-PLA-WP@#**Quality and efficiency of the implementation – aspects to be taken into account**


- *Quality and effectiveness of the work plan, assessment of risks, and appropriateness of the effort assigned to work packages, and the resources overall*
- *Capacity and role of each participant, and extent to which the consortium as a whole brings together the necessary expertise.*


3.1 Work plan and resources


Please provide the following:


- brief presentation of the overall structure of the work plan;
- timing of the different work packages and their components (Gantt chart or similar);
- graphical presentation of the components showing how they inter-relate (Pert chart or similar).
- detailed work description, i.e.:
 - a list of work packages (table 3.1a);
 - a description of each work package (table 3.1b);
 - a list of deliverables (table 3.1c);

 *Give full details. Base your account on the logical structure of the project and the stages in which it is to be carried out. The number of work packages should be proportionate to the scale and complexity of the project.*

 *You should give enough detail in each work package to justify the proposed resources to be allocated and also quantified information so that progress can be monitored, including by the Commission*

 *Resources assigned to work packages should be in line with their objectives and deliverables. You are advised to include a distinct work package on 'project management', and to give due visibility in the work plan to 'data management' 'dissemination and exploitation' and 'communication activities', either with distinct tasks or distinct work packages.*

 *You will be required to update the 'plan for the dissemination and exploitation of results including communication activities', and a 'data management plan', (this does not apply to topics where a plan was not required.) This should include a record of activities related to dissemination and exploitation that have been undertaken and those still planned.*

 *Please make sure the information in this section matches the costs as stated in the budget table in section 3 of the application forms, and the number of person months, shown in the detailed work package descriptions.*

- a list of milestones (table 3.1d);

- a list of critical risks, relating to project implementation, that the stated project's objectives may not be achieved. Detail any risk mitigation measures. You will be able to update the list of critical risks and mitigation measures as the project progresses (table 3.1e);
- a table showing number of person months required (table 3.1f);
- a table showing description and justification of subcontracting costs for each participant (table 3.1g);
- a table showing justifications for 'purchase costs' (table 3.1h) for participants where those costs exceed 15% of the personnel costs (according to the budget table in proposal part A);
- if applicable, a table showing justifications for 'other costs categories' (table 3.1i);
- if applicable, a table showing in-kind contributions from third parties (table 3.1j)

3.2 Capacity of participants and consortium as a whole #@CON-SOR-CS@# #@PRJ-MGT-PM@#

 *The individual participants of the consortium are described in a separate section under Part A. There is no need to repeat that information here.*

- Describe the consortium. How does it match the project's objectives, and bring together the necessary disciplinary and inter-disciplinary knowledge? Show how this includes expertise in social sciences and humanities, open science practices, and gender aspects of R&I, as appropriate. Include in the description affiliated entities and associated partners, if any.
- Show how the partners will have access to critical infrastructure needed to carry out the project activities.
- Describe how the members complement one another (and cover the value chain, where appropriate)
- In what way does each of them contribute to the project? Show that each has a valid role, and adequate resources in the project to fulfil that role.
- If applicable, describe the industrial/commercial involvement in the project to ensure exploitation of the results and explain why this is consistent with and will help to achieve the specific measures which are proposed for exploitation of the results of the project (see section 2.2).
- **Other countries and international organisations:** If one or more of the participants requesting EU funding is based in a country or is an international organisation that is not automatically eligible for such funding (entities from Member States of the EU, from Associated Countries and from one of the countries in the exhaustive list included in the Work Programme are automatically eligible for EU funding), explain why the participation of the entity in question is essential to successfully carry out the project.

#§CON-SOR-CS§# #§PRJ-MGT-PM§#

Tables for section 3.1


 Use plain text for the tables in section 3.1. If the proposal is invited to start Grant Agreement preparation, these tables will have to be encoded in the grant management IT tool, where no graphics or special formats are supported.


Table 3.1a: List of work packages

Work package No	Work Package Title	Lead Participant No	Lead Participant Short Name	Person-Months	Start Month	End month

Table 3.1b: Work package description

For each work package:

Work package number	
Work package title	

 Participants involved in each WP and their efforts are shown in table 3.1f. Lead participant and starting and end date of each WP are shown in table 3.1a.)

Objectives

Description of work (where appropriate, broken down into tasks), lead partner and role of participants. Deliverables linked to each WP are listed in table 3.1c (no need to repeat the information here).

Table 3.1c: List of Deliverables²

Number	Deliverable name	Short description	Work package number	Short name of lead participant	Type	Dissemination level	Delivery date (in months)

KEY

Deliverable numbers in order of delivery dates. Please use the numbering convention <WP number>.<number of deliverable within that WP>.

For example, deliverable 4.2 would be the second deliverable from work package 4.

Type:

Use one of the following codes:

- R: Document, report (excluding the periodic and final reports)
- DEM: Demonstrator, pilot, prototype, plan designs
- DEC: Websites, patents filing, press & media actions, videos, etc.
- DATA: Data sets, microdata, etc.
- DMP: Data management plan
- ETHICS: Deliverables related to ethics issues.
- SECURITY: Deliverables related to security issues
- OTHER: Software, technical diagram, algorithms, models, etc.

Dissemination level:

Use one of the following codes:

- PU – Public, fully open, e.g. web (Deliverables flagged as public will be automatically published in CORDIS project's page)
- SEN – Sensitive, limited under the conditions of the Grant Agreement
- Classified R-UE/EU-R – EU RESTRICTED under the Commission Decision No2015/444
- Classified C-UE/EU-C – EU CONFIDENTIAL under the Commission Decision No2015/444
- Classified S-UE/EU-S – EU SECRET under the Commission Decision No2015/444

Delivery date

Measured in months from the project start date (month 1)

Table 3.1d: List of milestones

Milestone	Milestone	Related work	Due date (in month)	Means of verification
-----------	-----------	--------------	---------------------	-----------------------

² You must include a data management plan (DMP) and a 'plan for dissemination and exploitation including communication activities as distinct deliverables within the first 6 months of the project. The DMP will evolve during the lifetime of the project in order to present the status of the project's reflections on data management. A template for such a plan is available in the [Online Manual](#) on the Funding & Tenders Portal.

number	name	package(s)		

KEY**Due date**

Measured in months from the project start date (month 1)

Means of verification

Show how you will confirm that the milestone has been attained. Refer to indicators if appropriate. For example: a laboratory prototype that is 'up and running'; software released and validated by a user group; field survey complete and data quality validated.

Table 3.1e: Critical risks for implementation #@RSK-MGT-RM\$#

Description of risk (indicate level of (i) likelihood, and (ii) severity: Low/Medium/High)	Work package(s) involved	Proposed risk-mitigation measures

Definition critical risk:

A critical risk is a plausible event or issue that could have a high adverse impact on the ability of the project to achieve its objectives.

Level of likelihood to occur: Low/medium/high

The likelihood is the estimated probability that the risk will materialise even after taking account of the mitigating measures put in place.

Level of severity: Low/medium/high

The relative seriousness of the risk and the significance of its effect.

#\$RSK-MGT-RM\$#

Table 3.1f: Summary of staff effort

Please indicate the number of person/months over the whole duration of the planned work, for each work package, for each participant. Identify the work-package leader for each WP by showing the relevant person-month figure in bold.

	WPn	WPn+1	WPn+2	Total Person-Months per Participant
Participant Number/Short Name				
Participant Number/Short Name				
Participant Number/Short Name				
Total Person Months				

Table 3.1g: 'Subcontracting costs' items

For each participant describe and justify the tasks to be subcontracted (please note that core tasks of the project should not be sub-contracted).

Participant Number/Short Name		
	Cost (€)	Description of tasks and justification
Subcontracting		

Table 3.1h: 'Purchase costs' items (travel and subsistence, equipment and other goods, works and services)

Please complete the table below for each participant if the purchase costs (i.e. the sum of the costs for 'travel and subsistence', 'equipment', and 'other goods, works and services') exceeds 15% of the personnel costs for that participant (according to the budget table in proposal part A). The record must list cost items in order of costs and starting with the largest cost item, up to the level that the remaining costs are below 15% of personnel costs.

Participant Number/Short Name		
	Cost (€)	Justification
Travel and subsistence		
Equipment		
Other goods, works and services		
Remaining purchase costs (<15% of pers. Costs)		
Total		

Table 3.1i: 'Other costs categories' items (e.g. internally invoiced goods and services)

Please complete the table below for each participant that would like to declare costs under other costs categories (e.g. internally invoiced goods and services), irrespective of the percentage of personnel costs.

Participant Number/Short Name		
	Cost (€)	Justification
Internally invoiced goods and services		
...		

Table 3.1j: 'In-kind contributions' provided by third parties

Please complete the table below for each participant that will make use of in-kind contributions (non-financial resources made available free of charge by third parties). In kind contributions provided by third parties free of charge are declared by the participants as eligible direct costs in the corresponding cost category (e.g. personnel costs or purchase costs for equipment).

Participant Number/Short Name			
Third party name	Category	Cost (€)	Justification
	Select between Seconded personnel Travel and subsistence Equipment Other goods, works and services Internally invoiced goods and services		

#\$QUA-LIT-QL\$# #SWRIT-LE-WP\$#

4. Publishable Summary

 This section is not covered by the page limit and it is specific for Chips JU calls.

This section should be of suitable quality to enable direct publication by Chips-JU, Participating States or the European Commission. Ensure that it is set out and formatted so that it can be printed as a stand-alone paper document.

It should include:

- a summary description of the project objectives
- a description of the work to be performed
- the expected final results and demonstrators
- the potential impact (including the socio-economic impact and the wider societal implications of the project)
- additionally, the project logo (if any already available), relevant contact details

ANNEXES TO PROPOSAL PART B

Some calls may ask to upload annexes to proposal part B. The annexes must be uploaded as separate documents in the submission system. The annexes to be uploaded for this call are:

- **NATIONAL BUDGETS TABLE**
- **Ownership Control Declaration**

Instructions, please remove



HORIZON EUROPE

Chips Joint Undertaking

Innovations Actions (IA)

**Application Form
(HORIZON-JU-Chips-2025-IA-SUP)
Support to start-ups and SMEs making use of the
Design Platform**

Technical description (Part B)
Project proposal (**ACRONYM**)

Proposal template Part B: technical description

TITLE OF THE PROPOSAL

Project acronym	
Major Challenges or Focus Topic addressed by the proposal*	
Anticipated start date of project	
Duration of project in months	
Coordinator contact person	

[This document is tagged. Do not delete the tags; they are needed for processing.] #@APP-FORM-HERIAIA@#

List of participants

Participant No. *	Participant organisation name	Country
1 (Coordinator)		
2		
3		
...		

1. Excellence #@REL-EVA-RE@#

1.1 Objectives and ambition #@PRJ-OBJ-PO@#

Insert here text for your **proposal**

#\$PRJ-OBJ-POS#

1.2 Methodology #@CON-MET-CM@# #@COM-PLE-CP@#

Insert here text for your proposal

#\$CON-MET-CM\$# #\$COM-PLE-CP\$# #\$REL-EVA-RE\$#

2. Impact #@IMP-ACT-IA@#

2.1 Project's pathways towards impact

Insert here text for your proposal

2.2 Measures to maximise impact - Dissemination, exploitation and communication #@COM-DIS-VIS-CDV@#

Insert here text for your proposal

#§COM-DIS-VIS-CDV§#

2.3 Summary

KEY ELEMENT OF THE IMPACT SECTION

SPECIFIC NEEDS	EXPECTED RESULTS	D & E & C MEASURES
<p><i>What are the specific needs that triggered this project?</i></p> <p>Insert here text for your proposal</p>	<p>What do you expect to generate by the end of the project?</p> <p>Insert here text for your proposal</p>	<p>What dissemination, exploitation and communication measures will you apply to the results?</p> <p>Insert here text for your proposal</p>

TARGET GROUPS	OUTCOMES	IMPACTS
<p><i>Who will use or further up-take the results of the project? Who will benefit from the results of the project?</i></p> <p>Insert here text for your proposal</p>	<p><i>What change do you expect to see after successful dissemination and exploitation of project results to the target group(s)?</i></p> <p>Insert here text for your proposal</p>	<p><i>What are the expected wider scientific, economic and societal effects of the project contributing to the expected impacts outlined in the respective destination in the Chips JU Multi Annual Work Programme applicable to the call</i></p> <p>Insert here text for your proposal</p>

3. Quality and efficiency of the implementation #@QUA-LIT-QL@# #@WRK-PLA-WP@#

3.1 Work plan and resources

Insert here text for your proposal

3.2 Capacity of participants and consortium as a whole #@CON-SOR-CS@# #@PRJ-MGT-PM@#

Insert here text for your proposal

#§CON-SOR-CS§# #§PRJ-MGT-PM§#

Tables for section 3.1

Table 3.1a: List of work packages

Work package No	Work Package Title	Lead Participant No	Lead Participant Short Name	Person-Months	Start Month	End month

Table 3.1b: Work package description

For each work package:

Work package number	
Work package title	

Objectives

Description of work

Table 3.1c: List of Deliverables

Number	Deliverable name	Short description	Work package number	Short name of lead participant	Type	Dissemination level	Delivery date (in months)

Table 3.1d: List of milestones

Milestone number	Milestone name	Related work package(s)	Due date (in month)	Means of verification

Table 3.1e: Critical risks for implementation #@RSK-MGT-RM@#

Description of risk (indicate level of (i) likelihood, and (ii) severity: Low/Medium/High)	Work package(s) involved	Proposed risk-mitigation measures

#\$RSK-MGT-RM\$#

Table 3.1f: Summary of staff effort

	WPn	WPn+1	WPn+2	Total Person-Months per Participant
Participant Number/Short Name				
Participant Number/Short Name				
Participant Number/Short Name				
Total Person Months				

Table 3.1g: ‘Subcontracting costs’ items

Participant Number/Short Name		
	Cost (€)	Description of tasks and justification
Subcontracting		

Table 3.1h: ‘Purchase costs’ items (travel and subsistence, equipment and other goods, works and services)

Participant Number/Short Name		
	Cost (€)	Justification
Travel and subsistence		
Equipment		
Other goods, works and services		
Remaining purchase costs (<15% of pers. Costs)		
Total		

Table 3.1i: ‘Other costs categories’ items (e.g. internally invoiced goods and services)

Participant Number/Short Name		
	Cost (€)	Justification
Internally invoiced goods and services		
...		

Table 3.1j: ‘In-kind contributions’ provided by third parties

Participant Number/Short Name			
Third party name	Category	Cost (€)	Justification
	Select between Seconded personnel Travel and subsistence Equipment Other goods, works and services Internally invoiced goods and services		

#\$QUA-LIT-QL\$# # \$WRK-PLA-WP\$#

4. Publishable Summary

Insert here text for your proposal

